



WiFi LIGHTING CONTROLLER

See the full line of Ignite LED Lighting at
Monochromatic & RGB Controller



CCWIFIRGB

FEATURES:

- CUSTOM COLORS AND DESIGN PATTERNS
- DOWNLOAD THE EASY TO USE APP
- LIGHTS DANCE TO YOUR MUSIC ON YOUR DEVICE
- USE WITH OUR WHOLE LINE OF RGB LIGHTS
- 1 YEAR WARRANTY
- USE WITH APPLE MOBILE OPERATING SYSTEMS
- USE WITH ANDROID MOBILE OPERATING SYSTEMS

I. Date Parameter

Input Rated Voltage: 12 V~,60Hz

Cable length: 1M,SPT-2W,18AWG

Rated Power:DC12 V

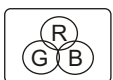
Max: 60 VA

Waterproof Grade: IP68

Please note:under normal circumstances ,the user connect the power max which not exceed 25W .

The external cable or cord of this luminaire cannot be replaced; if the cord is damage, the luminaire shall be destroyed.The light source contained in this luminaire shall only be replaced by the manufacturer or his service agent or a similar qualified person.

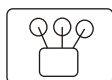
II. Product Functions



16 Million Colors



Smartphone Control



Sync Control by Group



Custom mode



Timer Mode



Light Dancing with Music

2. Download free app

a. Search app name "Magic Home WiFi" from IOS APP Store or Android Google play store and install free app

b. Scan OR code to install free app:

IV. WiFi Connection Setting

1. Search for WiFi controller "LED net*****" in your phone's WiFi network and connect it by inputting password "88888888"
2. Open "Magichome WiFi" app and wait while your phone scans for this wifi controller.
3. You have three ways to control your wifi controller:

a. Single mode:

click "Direct connect the device control". Then go to control it directly.

In single mode , you can only control one controller once time. In addition, your phone's WiFi controller must keep connection with WiFi controller "LED net*****" in the meantime

b. Network mode:

Click "Setting", then set your controllers to WiFi route one by one. After controllers were connected to WiFi router, connect your phone to this WiFi router. Then, open "Magichome WiFi" app, And wait while your phone scans for WiFi controllers which were connected to this WiFi router. Now, App will show all controllers in "Device List". In "Device List", you can select controller you want to Control. How many controllers apps can sync control is same as how many controllers app can sync control is same as how many devices your WiFi router can support.

In network mode , you can control all controllers which were connected to WiFi router no matter your WiFi router is online or not.

C. Remote control by Internet:

To control your WiFi controllers anywhere in the world.

In network mode , you just need to keep your WiFi router online. Click the gear icon on the top-left corner to enter the setting page. Choose your WiFi controller and select "Remote Settings" in the pop-up menu. Check the remote state option to change it from "unopen". Once WiFi controller restarts, you can find it in the "Remote" tab in the "Device List" page.

Remarks:

1. We are always improve our app. Just update app, you will enjoy more new functions of smart WiFi controller.
2. If your Wifi Controller can't work well, please feedback it to after-sales service. Majority of problems can be solved by software
3. Don't pour water or other liquids on the controllers.

FAQ:

(A) My phone cannot connects to Wifi controller in single mode.

1) Connect Wifi controller correctly, power supply--Wifi controller--LED lighting

2) Ensure phone's WiFi network works normally. Then connect your phone's Wifi network to Wifi controller LED net*****

(B) I forgot WiFi controller's password in single mode.

If you forgot WiFi controller's password, please power on your controller and hold on pressing "Reset" for 10s and wait additional 10s. Then restart controller, it's password will be default password 88888888 again.

"Reset" button is a black round button on PCB. You need to open plastic case.

(C) I have failed to connect to WiFi device in network mode

Ensure that you have entered the correct password to your router.

Switch the controller and your router off. Turn on your router first and then the controller after 30 seconds , Waits for about 2 minutes before running Magichome WiFi.

If the problem still persists , then go to phone's WiFi network setting , and set WiFi controller "LEDnet *****" again . Then, Connect your controller to WiFi router in single mode first.

(D) My phone can't run wifi device

This app support these OS: Android 2.3 or above; IOS 6.0 or above

(E) How many wifi controllers can be controlled by one phone in single mode or network mode?

In single mode , one phone can control 1 pcs WiFi controller.

In network mode , how many WiFi controllers one phone can sync Control is same as how many devices one WiFi router can works with.

(F) Can I use many phones to control one WiFi controller?

Yes, you can use 8 phones to control one WiFi controller



1000 Liberty Industrial Dr.
O'Fallon, Mo 63366
www.anjonmfg.com

WIFI LIGHTING CONTROLLER

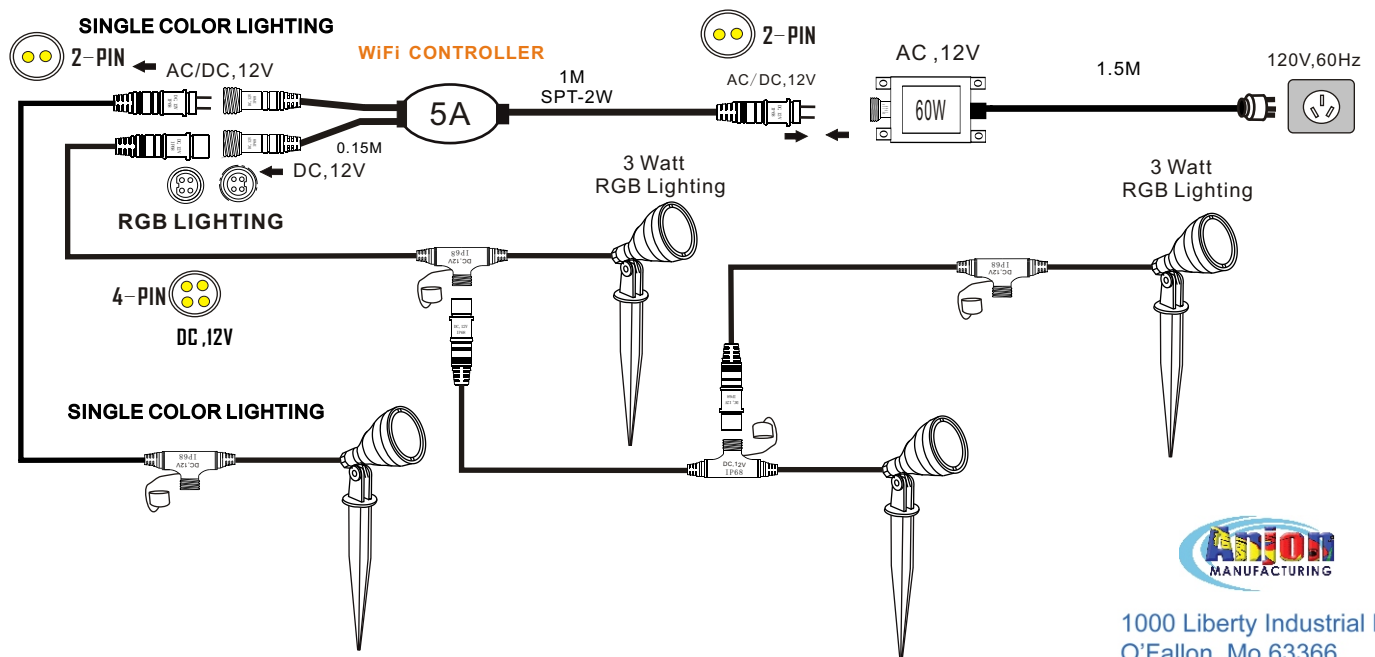
See the full line of Ignite LED Lighting at
CCWIFIRGB

3 Watt and 9 Watt RGB Lights



Please note: under normal circumstances, the user connect the power max which not exceed 60W LED Lighting.

The external cable or cord of this luminaire cannot be replaced; if the cord is damage, the luminaire shall be destroyed. The light source contained in this luminaire shall only be replaced by the manufacturer or his service agent or a similar qualified person.



1000 Liberty Industrial Dr.
O'Fallon, Mo 63366
www.anjonmfg.com